



BINANCE ACC REGISTRATION AND IDENTITY VERIFICATION



Binance Acc Registration & Identity Verification

Android users should search and download the **Binance** app in *Google Play Store*



Google Play
Store



Binance



If **Apple iOS users** can't search for **Binance** in the App Store. Please go to your iPhone iCloud setting, change Country to Australia and try to download from App Store again. If you are still uncertain or have any questions, kindly raise your issue to your upline or referrer.



Binance Acc Registration & Identity Verification

On the home page, click on the head in the upper left corner

The screenshot shows the Binance mobile app interface. At the top, there is a navigation bar with a profile icon (circled in red), a search bar, and icons for QR code, help, notifications, and share. Below the navigation bar is a promotional banner for a donation to Ukraine. Underneath is a banner for a registration offer. The main content area features five service tiles: Deposit, Referral (marked 'New'), Strategy Trading, Earn, and More. Below these are two larger tiles for P2P Trading and Credit/Debit Card. A market data section shows three trading pairs: BNB/BUSD (-1.66%), BTC/BUSD (-0.41%), and ETH/BUSD (+0.40%). Below this is a table of market data with columns for Pair, Last Price, and 24h chg%. The BNB/BUSD pair is highlighted. At the bottom is a navigation bar with icons for Home, Markets, Trades, Futures, and Wallets.

Register, Complete KYC & Share Rewards of \$45,000 i

Deposit Referral Strategy Trading Earn More

P2P Trading
Bank Transfer, Digital Wallet Transfer, Mobile

Credit/Debit Card
Visa, Mastercard

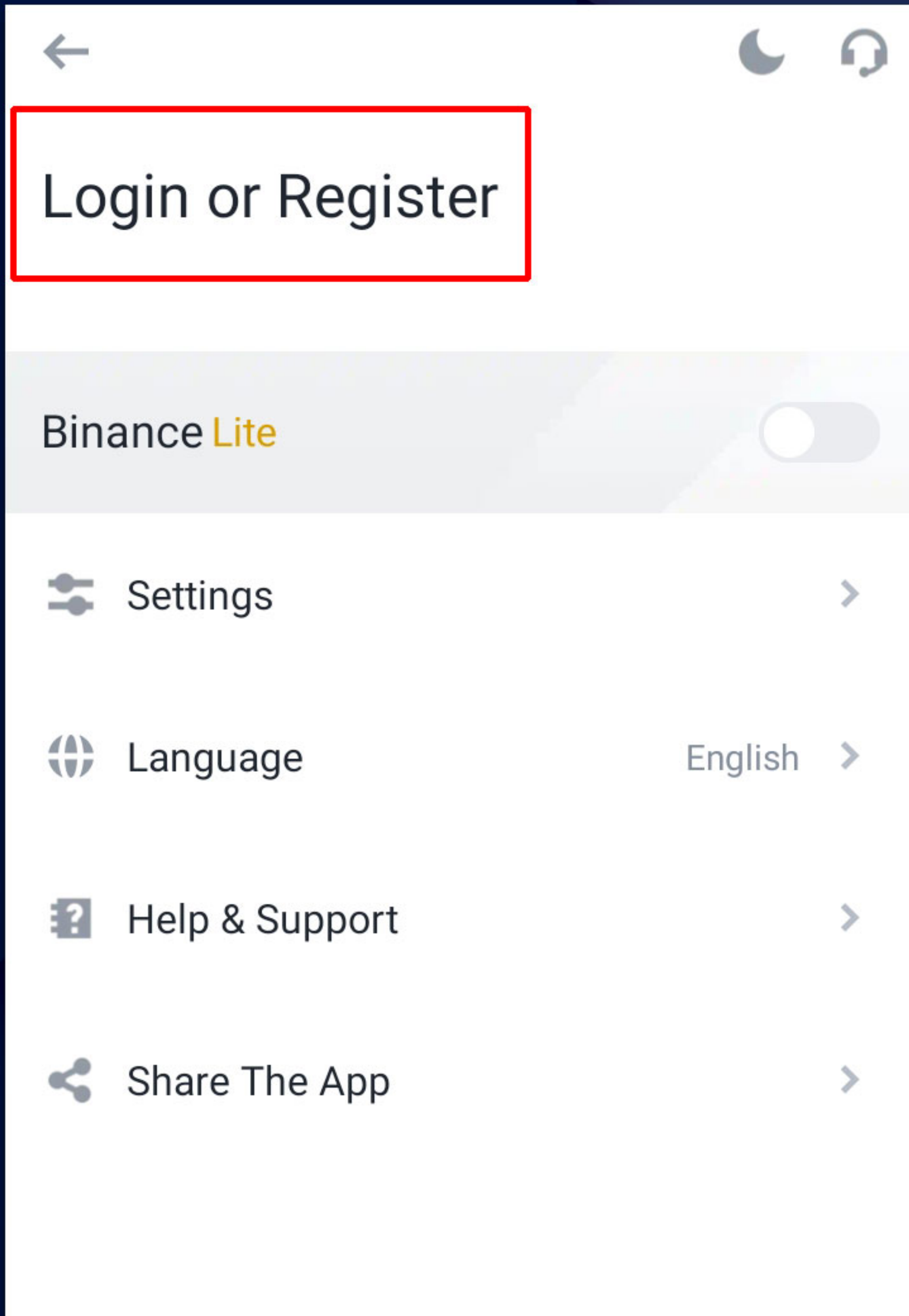
BNB / BUSD **-1.66%** 443.2 ≈ \$443.20
BTC / BUSD **-0.41%** 46,402.02 ≈ \$46,402.02
ETH / BUSD **+0.40%** 3,499.38 ≈ \$3,499.38

Hot	Gainers	Losers	24h Vol
Pair			Last Price 24h chg%
BNB / BUSD			443.2 -1.69%

Home Markets Trades Futures Wallets



Then press "Login or Register"





Click **“Register now”**

⋮ ✕

Binance Account Login

Email Phone Number

Email

Password

Log In

Forgot password?

Register now




Select your country (here using Malaysia as an example)

← ⋮ ✕

Welcome to Binance!

Before we start, please enter your current location of residence.

Country/Area of Residence

 Malaysia >

The registration process is subject to change based on the information you provide.

Confirm




Enter your valid phone number and password, then press **“Create Account”**


← ⋮ ✕

Create Binance Account

Email **Phone Number**

Phone Number

 + 60 ▾ |

Password 

Referral ID (Optional) ▾

I have read and agree to Binance's Terms of Service

Create Account




Enter your (1) **valid Phone Number**
(2) **Password** and (3) **Referrer ID** (if any)
and press **"Create Account"**

← ⋮ ✕

Create Binance Account

Email Phone Number

Phone Number

 + 60

Password

Referral ID (Optional)

I have read and agree to Binance's Terms of Service



Finish the Security Verification

Create Binance Account

Email

Phone Number

Phone Number

Security Verification



Slide to complete the puzzle



Create Account



Enter the verification code and
press **Submit**

← ⋮ ✕

Phone Verification

Please enter the 6-digit verification code sent to +60-112251133. The code is valid for 30 minutes.

Phone Number Verification Code

Verification code sent !

Submit

[Didn't receive the code?](#)



Binance Acc Registration & Identity Verification

After logging in, your account must also be **authenticated** to begin operation.
Press **Get verified** here


The screenshot shows the Binance mobile app interface. At the top, there is a back arrow, a moon icon for dark mode, and a headset icon for customer support. Below this, the user's account information is displayed: a masked phone number '115****488' with a lock icon, and an ID 'ID: 425586163' with a QR code icon. A prominent red box highlights the 'Get Verified' button in the top right corner. Below the account information, there is a warning message in Chinese: '您需要完成中级认证后才可以使币安的产品。' (You need to complete the intermediate authentication before you can use the products of Binance). Underneath the warning, the user's VIP level is shown as 'VIP 0' with a diamond icon, and a link to '使用BNB支付费率并享受折扣 >' (Use BNB payment rates and enjoy discounts >). A white bar with a toggle switch is labeled '简版' (Simplified version). At the bottom, there is a list of menu items, each with an icon and a right-pointing arrow: '任务中心' (Task Center), '卡券中心' (Card Center), '超级返利' (Super Referral), '支付' (Payment), '礼品卡' (Gift Card), '我的红包' (My Red Packet), and '通知' (Notification).



Select & confirm your country of residence, then press continue

Select Country of Residence

Please ensure your country of residence matches your valid ID. Your privileges could change based on the selection. Learn more in the [Verification Center](#).



Continue

This information is used for personal verification only, and is kept private and confidential by Binance.



will then see the list of verification requirements for the specific country/region. Click **[Continue]**.



Next fill in your Personal Information accordingly and press **“Continue”**

Personal Information

Identity Information

Nationality

First Name

Last Name

Middle Name

Date of Birth



Continue



This information is used for personal verification only, and is kept private and confidential by Binance.



Select a valid document for **Identity Verification**, then press **"Continue"**


Identity Verification

Country of Issue

Use a valid government-issued document

Only the following documents listed below will be accepted, all other documents will be rejected.

 **Government-Issued ID Card**

 Driver's License

 Passport

Continue


This information is used for personal verification only, and is kept private and confidential by Binance.



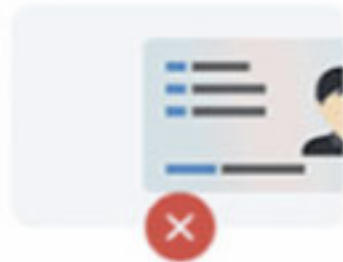
Now, get ready your ID Card and press "Continue"

Identity Verification


Upload Image of ID Card




Good



Not cut



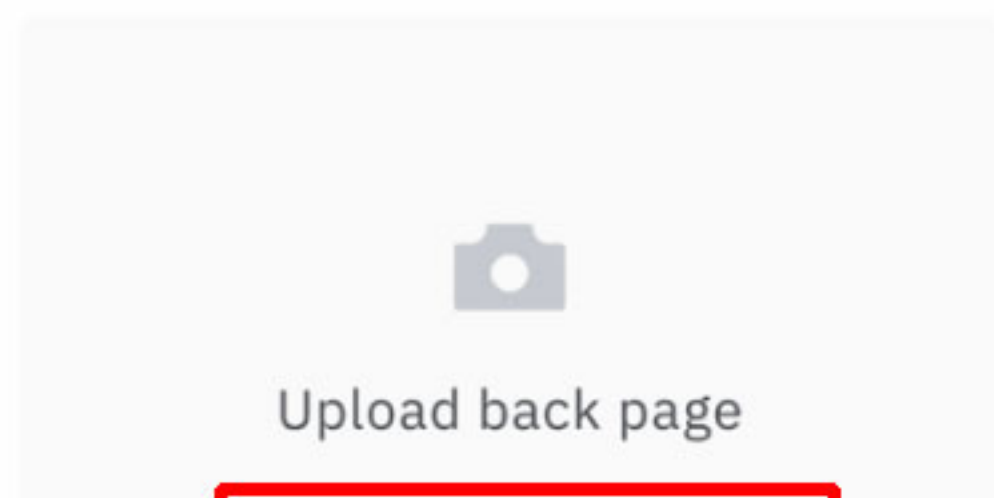
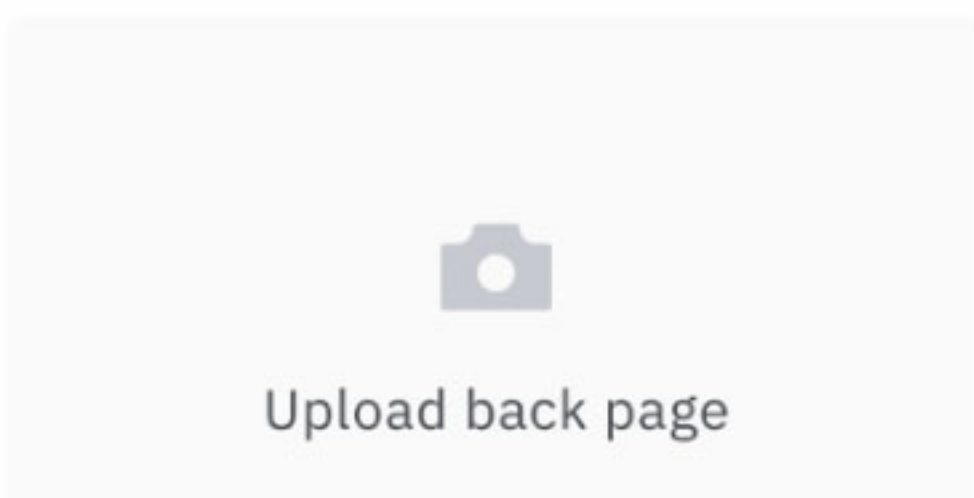
Not blurry



Not reflective

- ✓ Government-issued
- ✓ Original full-size, unedited documents
- ✓ Place documents against a single-coloured background
- ✓ Readable, well-lit, coloured images
- ✗ No black and white images
- ✗ No edited or expired documents

File size must be between 10KB and 5120KB in jpg/jpeg/png format.



Continue

This information is used for personal verification only, and is kept private and confidential by Binance.



Binance Acc Registration & Identity Verification

Follow the instruction and capture a **both front & back photo** of your ID Card. Click **"Continue"** to proceed

Front of Document



Take a Photo



Back of Document






After uploading the document photos, the system will ask for a selfie. Click **“Upload File”** to upload an existing photo from your phone/PC

Identity Verification

Take Selfie Photo

Example



- ✓ Take a selfie of yourself with a neutral expression
- ✓ Make sure your whole face is visible, centred, and your eyes are open
- ✗ Do not crop your ID or use screenshots of your ID
- ✗ Do not hide or alter parts of your face (No hats/beauty images/filters/headgear)

File size must be between 10KB and 5120KB in .pdf/.jpg/.jpeg/.png format.



Upload front page

Continue

This information is used for personal verification only, and is kept private and confidential by Binance.



Please **do not wear** hats, glasses, or use filters, and make sure that the lighting is sufficient.

Facial Recognition

We will now confirm your identity. Face the camera and follow the on-screen instructions to begin.



Avoid wearing hats



Avoid wearing glasses



Avoid using filters



Use enough lighting

I have completed this on my phone.



Continue

This information is used for personal verification only, and is kept private and confidential by Binance.





Follow the instructions below to make relevant expressions



6

Blink Your Eyes





Binance Acc Registration & Identity Verification

If the verification is successful, you will see a green "Verified" word, on the contrary, if it is "Unverified", you may retry until successful verification.





鯨寶
WHALE BOT

**LONG-TERM BENEFITS MAKE WHALE BOT
THE BEST OPTION FOR YOUR NEEDS**